

How to Join a Zoom Meeting: User Guide



Once you have accepted the event invitation in Outlook you will see the Zoom meeting details in the description, as below.

Start time	Thu 09/04/2020	11:30	<input type="checkbox"/> All day event
End time	Thu 09/04/2020	15:30	

sendiass is inviting you to a scheduled Zoom meeting.

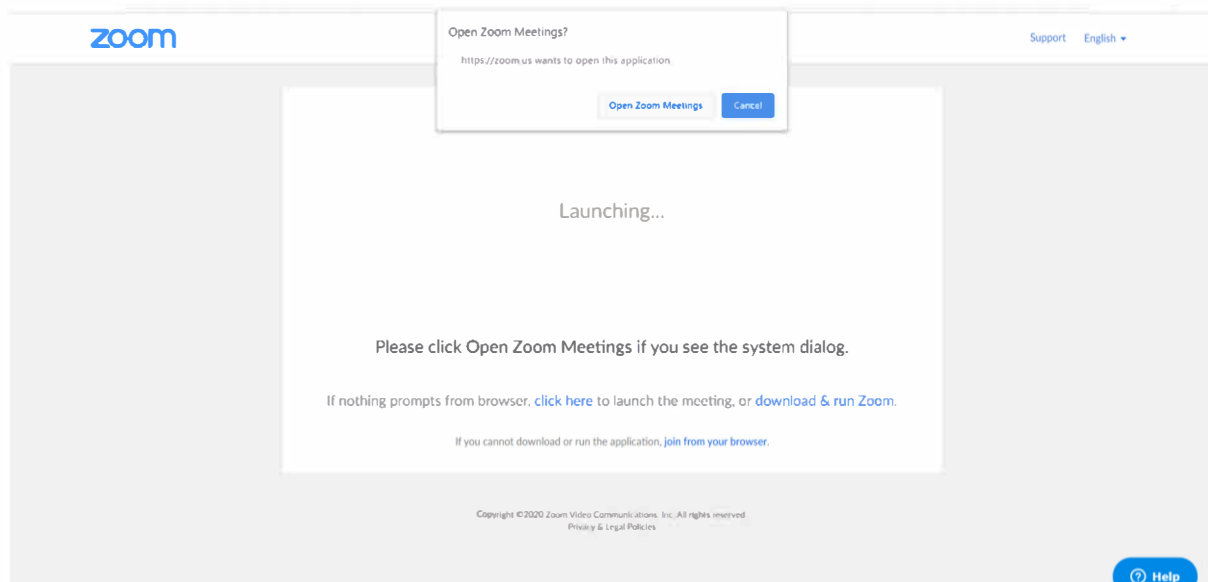
Join Zoom Meeting
<https://ncb.zoom.us/j/471086121?pwd=VFJjZUhpPcEhVTh5YTQzTnRGQT09>

Meeting ID: 471 086 121
Password: 626693

One tap mobile
+441314601196,,471086121# United Kingdom

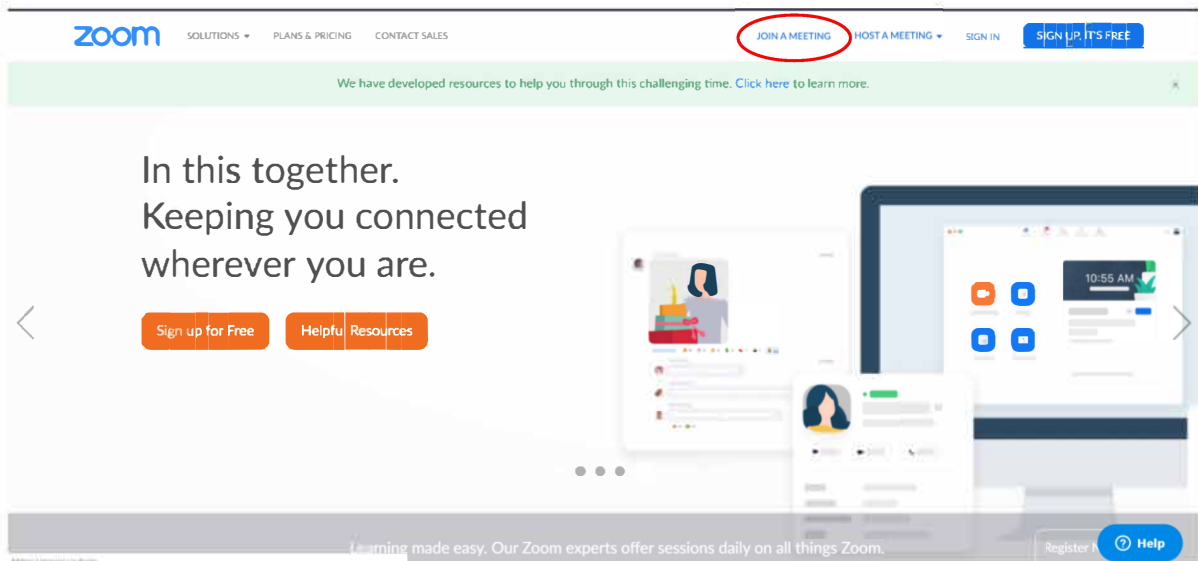
Dial by your location
+44 131 460 1196 United Kingdom
Meeting ID: 471 086 121
Find your local number: <https://ncb.zoom.us/u/abp358Sb6i>

From this you have a few options, you can either join using the web link, which will prompt you to launch the zoom app.

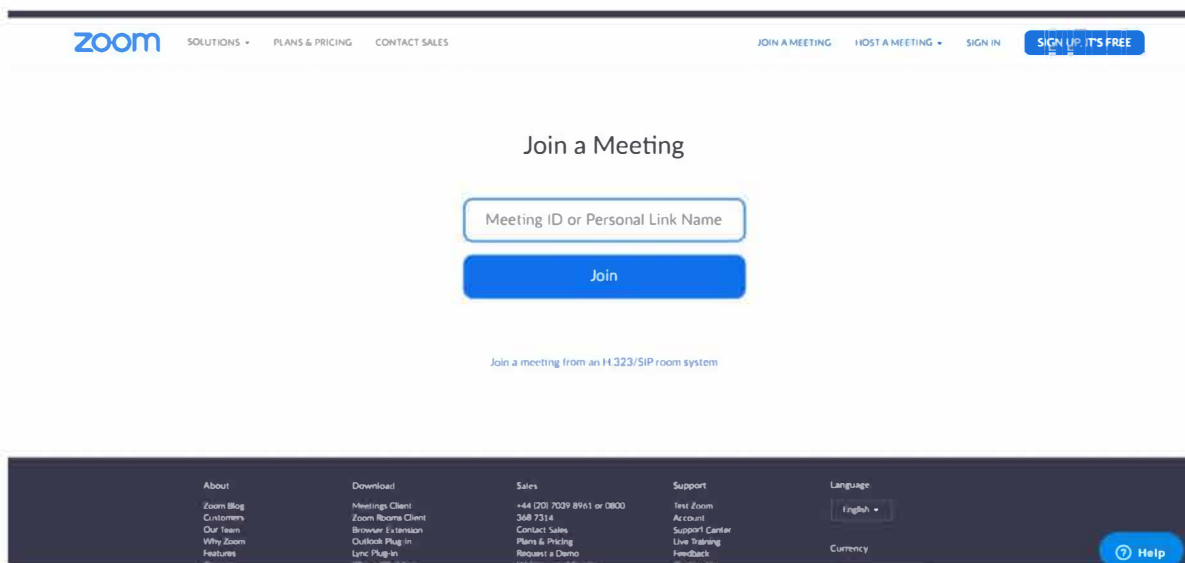


Once you do this you will then be able to join the meeting and adjust your audio/visual settings accordingly.

You can also join using the meeting ID on either the website or the app.



Once you have clicked 'Join a Meeting' you will be taken to this page, allowing you to paste the Meeting ID.



Finally, you can join by mobile phone as you would a phone call, with this option you will only be able to use audio rather than both audio and visual.

If you have any questions please do not hesitate to contact us at westberksiass@roseroad.org.uk

If you prefer video guidance, please see the following link:

https://www.youtube.com/embed/hkCmbvAHQQ?rel=0&autoplay=1&cc_load_policy=1